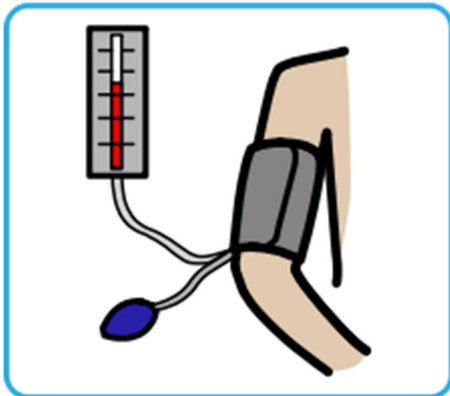


Intravenous sedation at the dentist


Easy Read



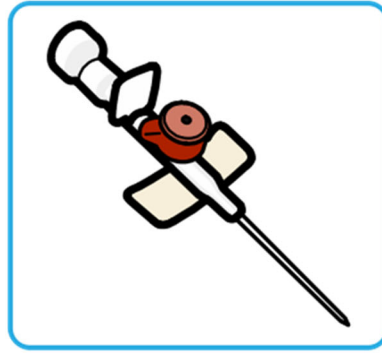
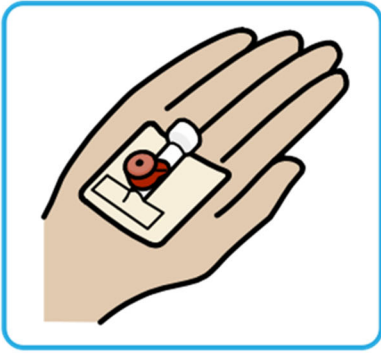
You will be asked to take a seat in the dental chair.



The nurse will measure your blood pressure



The dentist will need to look at the veins in your hand and arm so the nurse will hold your wrist.



The dentist will put a small plastic tube in the back of your hand or arm.



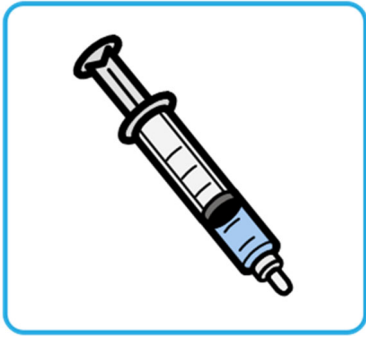
The dentist can give you some cream for the back of your hand, to make it feel comfortable.



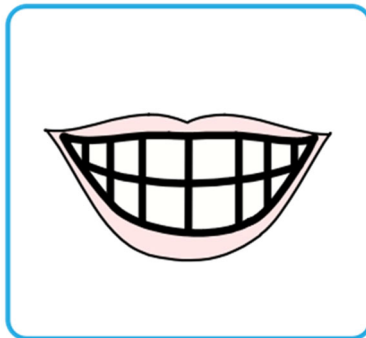
One of the staff will put a plaster over the plastic tube.



One of the staff will put a small peg on your finger to monitor your breathing.



The medicine will then be given through the plastic tube in your hand. This will make you feel more relaxed.



The dental treatment will start when you are comfortable and very relaxed.



Once all the dental treatment has finished you will be asked to stay in clinic for about an hour or until you are ready to go home.



To help support your local hospitals visit
sheffieldhospitalscharity.org.uk

Registered Charity No. 1169762

PIL5177-PD11684 v1
Date of issue: April 2022. Review date: April 2025