






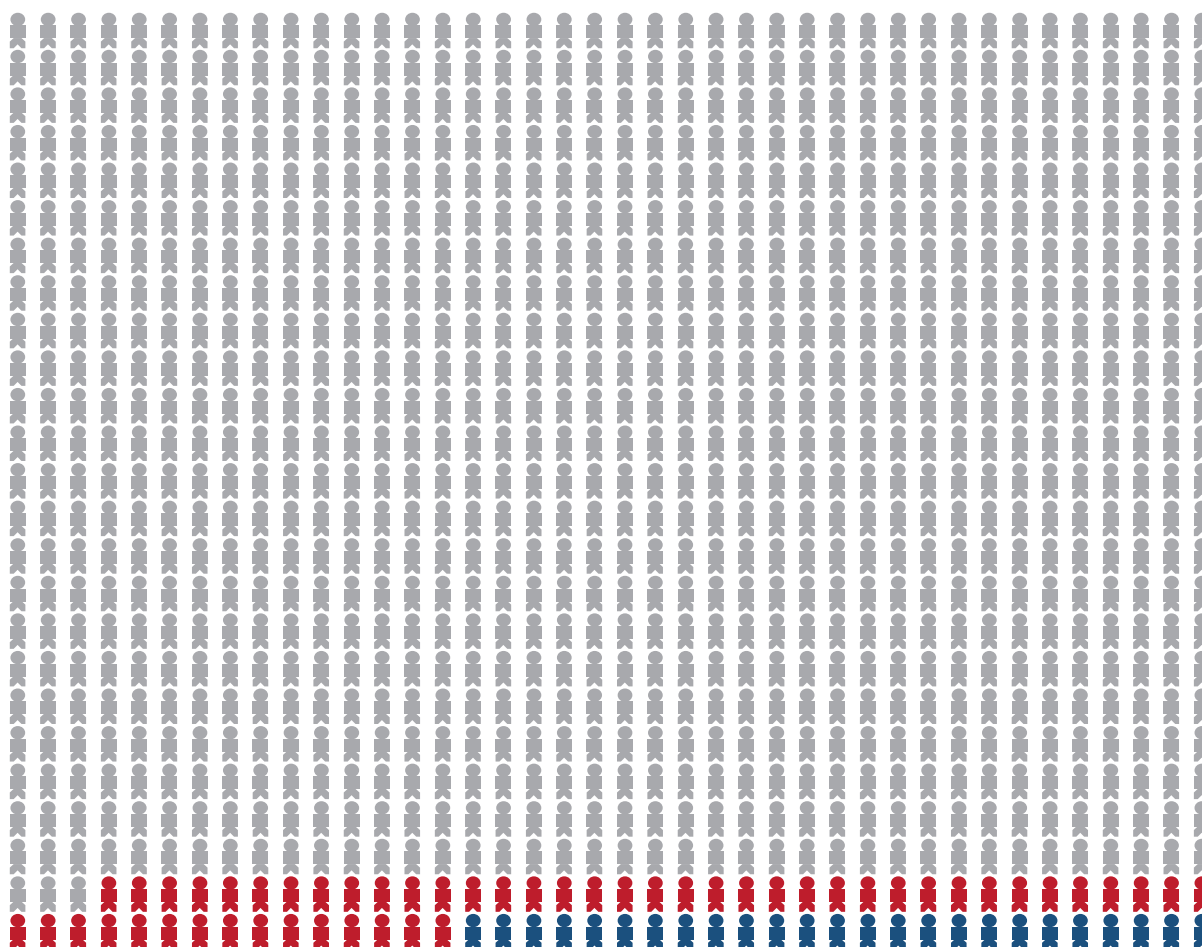
Information sheet to describe outcomes and complications associated with procedures in Cardiac Rhythm Management

## Insertion / removal of Implantable Loop Recorder

The chart demonstrates the expected outcomes for 1000 patients undergoing this procedure. The following page describes in more detail the outcomes and complications you need to understand before signing the Informed Consent form.

### Explanation of event rates

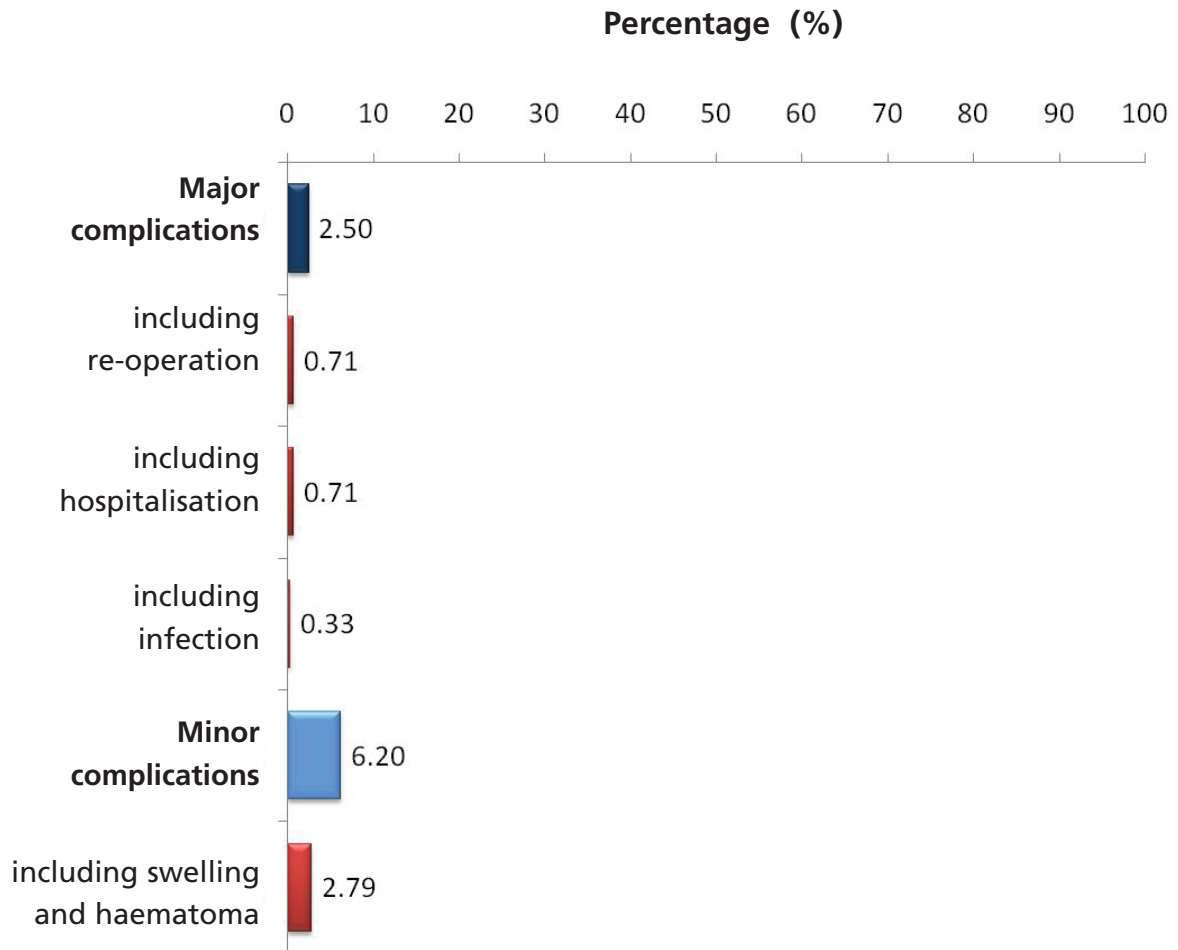
-  Indicates one event per 1000 procedures
-  Indicates one event per 100 procedures
- one row** Indicates one event per 25 procedures
-  Indicates 4 deaths per 1000 procedures which is similar to the lifetime risk of dying in a road traffic accident



 Uncomplicated procedure	 Minor complication	 Major complication
---	--	--

The bar chart below summarises the expected percentage success rates for the procedure you are planned to undergo (only shown if less than 100%) and the hazards. We have included success rates for this hospital. Complications are not common so these rates are based on our experience if available or the expected rates for rare complications based on published information.

We have provided an explanation of each outcome below. If you require more information about these you can ask the nurse or doctor to explain.



Complication	Description
Infection	Sterile surgical techniques reduce the likelihood of infection introduced at the time of operation. Infected devices almost always require removal.
Evacuation of Haematoma	Excessive bruising and bleeding at the operation site may require reopening of the wound to treat any bleeding points and guarantee wound healing.